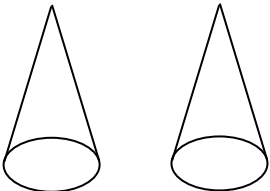
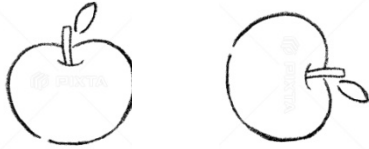



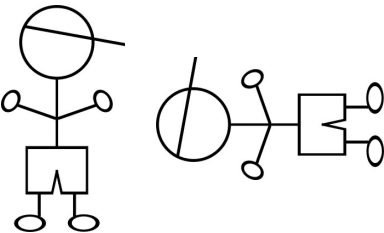

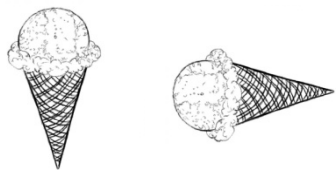
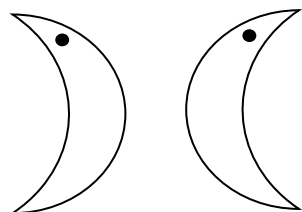


MATHS WORKSHEETS- TRANSFORMATIONS- SLIDE /FLIP/TURN

Look at the following figures and identify the transformation type. Write slide, flip or turn.

<p>1.</p>  <p>Answer:</p>	<p>2.</p>  <p>Answer:</p>	<p>3.</p>  <p>Answer:</p>
<p>4.</p>  <p>Answer:</p>	<p>5.</p>  <p>Answer:</p>	<p>6.</p>  <p>Answer:</p>
<p>7.</p>  <p>Answer:</p>	<p>8.</p>  <p>Answer:</p>	<p>9.</p>  <p>Answer:</p>

Answer Key:

1. Slide
2. Turn
3. Flip
4. Slide
5. Turn
6. Turn
7. Slide
8. Turn
9. Flip