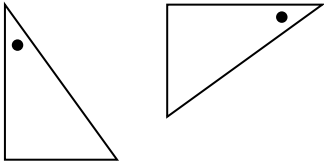
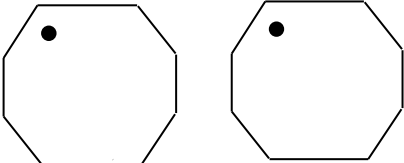
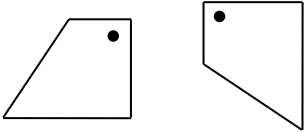
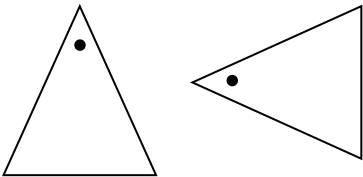
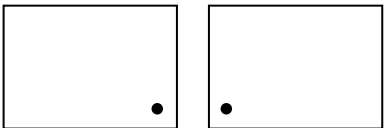

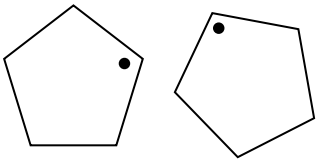
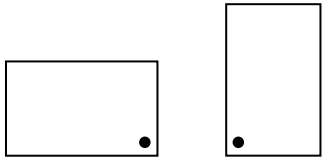
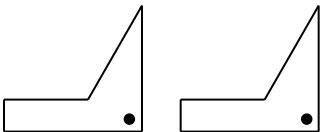


## MATHS WORKSHEETS- TRANSFORMATIONS- FLIPS, SLIDES AND TURNS

Label the transformation as a flip, turn or slide.

|  |   |  |
|--|---|--|
| <p>1.</p>  <p>Answer:</p>   | <p>2.</p>  <p>Answer:</p>   | <p>3.</p>  <p>Answer:</p>   |
| <p>4.</p>  <p>Answer:</p> | <p>5.</p>  <p>Answer:</p> | <p>6.</p>  <p>Answer:</p> |
| <p>7.</p>  <p>Answer:</p> | <p>8.</p>  <p>Answer:</p> | <p>9.</p>  <p>Answer:</p> |

### Answer Key:

1. Turn
2. Slide
3. Turn
4. Turn
5. Flip
6. Flip
7. Turn
8. Turn
9. Slide

