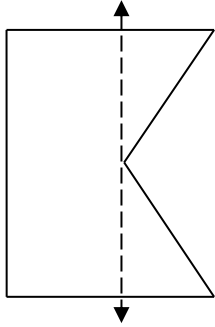


MATHS WORKSHEETS- SYMMETRY- LINE OF SYMMETRY

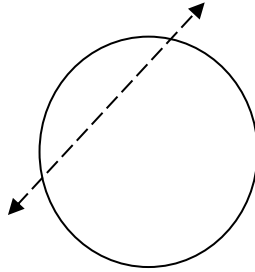
Tell whether the dotted line on each shape is a line of symmetry (Yes/No)

1.



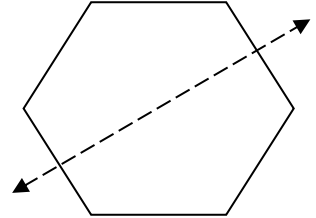
Answer:

2.



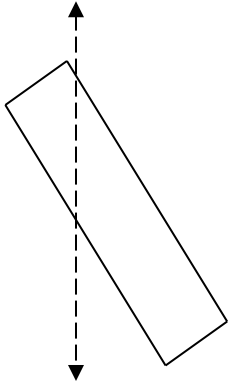
Answer:

3.



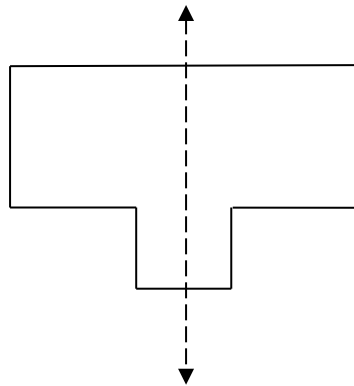
Answer:

4.



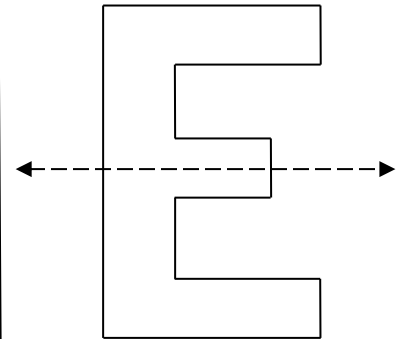
Answer:

5.



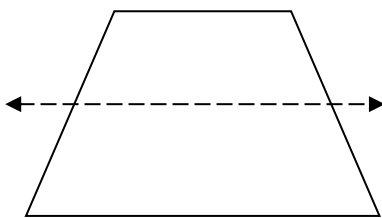
Answer:

6.



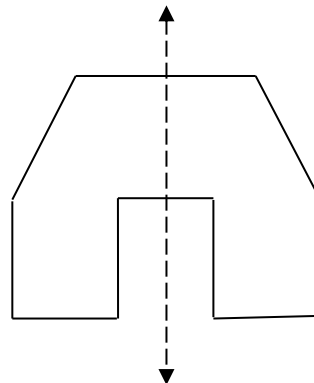
Answer:

7.



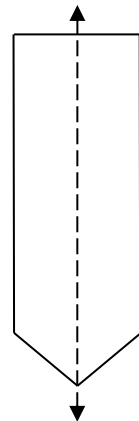
Answer:

8.



Answer:

9.



Answer:

Answer Key:

1. No
2. No
3. Yes
4. No
5. Yes
6. Yes
7. No
8. Yes
9. Yes