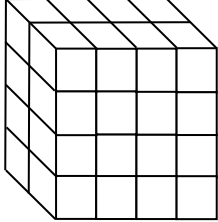
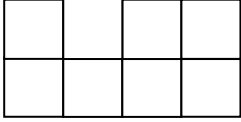
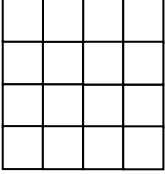
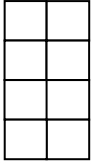
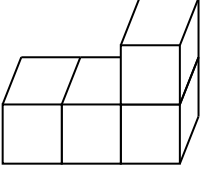


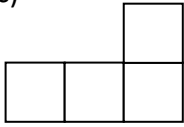
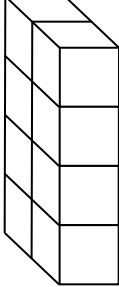


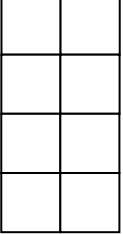
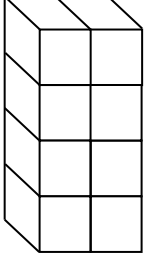
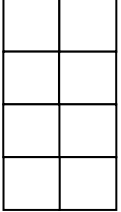


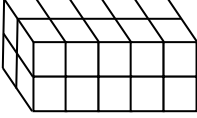
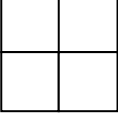

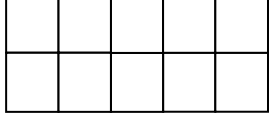


MATHS WORKSHEETS – GEOMETRY- IDENTIFY THE TOP, FRONT & SIDE VIEW

Pick the correct view.

<p>1)</p> 	<p>Identify the side view</p> <p>(a) </p> <p>(b) </p> <p>(c) </p>
<p>2)</p> 	<p>Identify the front view</p> <p>(a) </p> <p>(b) </p> <p>(c) </p>
<p>3)</p> 	<p>Identify the top view</p> <p>(a) </p> <p>(b) </p> <p>(c) </p>
<p>4)</p> 	<p>Identify the front view</p> <p>(a) </p> <p>(b) </p> <p>(c) </p>
<p>5)</p> 	<p>Identify the side view</p> <p>(a) </p> <p>(b) </p> <p>(c) </p>

Answer Key:

1. c
2. c
3. b
4. a
5. a