

## MATHS WORKSHEETS- GEOMETRY- COUNTING LINES OF SYMMETRY


Draw lines of symmetry of each shape. Write the number below.

1.



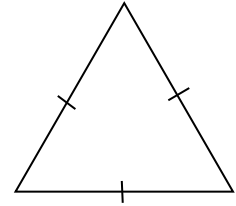
Answer:

2.



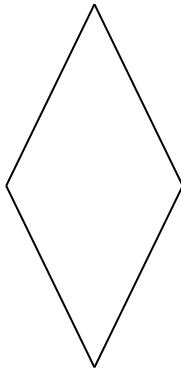
Answer:

3.



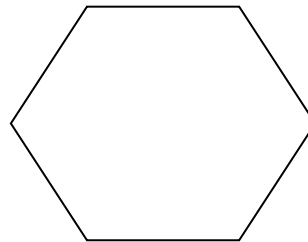
Answer:

4.



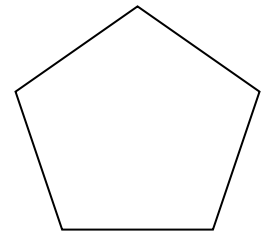
Answer:

5.



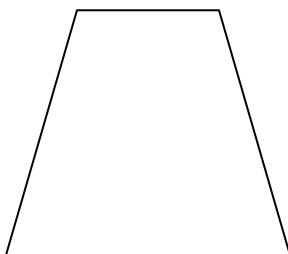
Answer:

6.



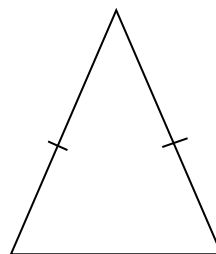
Answer:

7.



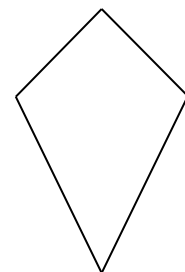
Answer:

8.



Answer:

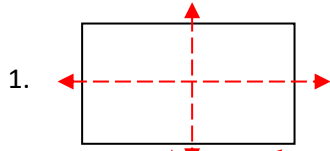
9.



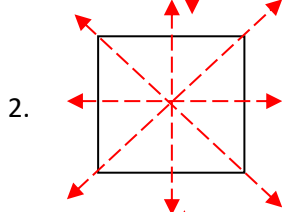
Answer:

## MATHS WORKSHEETS- GEOMETRY- COUNTING LINES OF SYMMETRY

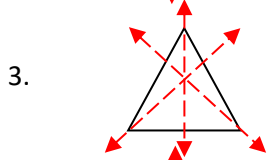
### Answer Key:



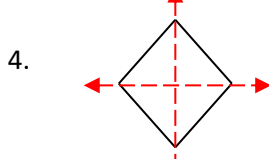
2 (Rectangle)



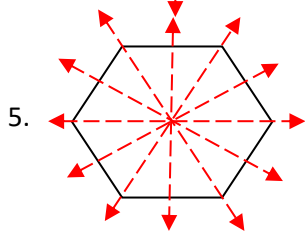
4 (Square)



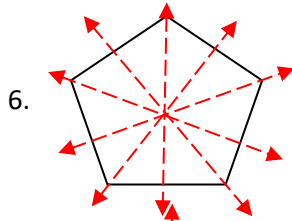
3 (Equilateral triangle)



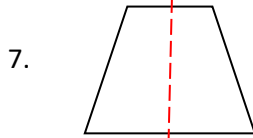
2 (Rhombus)



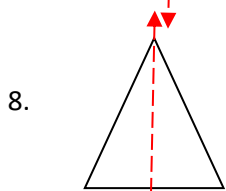
6 (Hexagon)



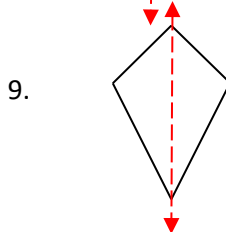
5 (Pentagon)



1 (Isosceles Trapezoid)



1 (Isosceles triangle)



1 (Kite)